

A B C D E F G H I J K L M N O P Q R S T U V W X Y Z A B C D E F G H I J K L M N O P  
O P Q R S T U V  
Q R S T U V  
W X Y Z A B C D E F G H I J K L M N O P Q R S T U V W X Y Z A B C D E F G H I J K L M N O P  
Q R S T U V W X Y Z A B C D E F G H I J K L M N O P Q R S T U V W X Y Z A B C D E F G H I J K L M N O P

# Alphabetical art

canberra  
CALLIGRAPHY  
society



Newsletter 151 - August 2007



# For your diary

<p><b>Sunday 26th August</b> <b>12.30 for lunch followed by</b> <b>AGM and</b> <b>Card Making</b> <b>More information on page 12</b></p>
<p><b>22nd &amp; 23rd September</b> <b>9.30 to 4.00 both days</b> <b>Embossing Plus</b> <b>Tutor: Jan Pickett</b> <b>More information on page 8</b></p>
<p><b>Sunday 28th October</b> <b>1:30 to 4:30</b> <b>Monoline</b> <b>Tutor: Jill Robertson</b></p>
<p><b>Contact Heather Whalen to make a</b> <b>booking for workshops</b> <b>6288 3118</b> <b>hm@whalen.com.au</b></p>
<p><i>The masthead design is in</i> <i>Letterange from Angela Hillier (2007)</i> <i>See page 10 for the exemplar.</i></p>

## **Front cover**

Danish 17th century embossed calligraphy (from the Danish National Museum) alongside Jan Pickett's 21st Century embossed letters.

## **Postal Address**

The Secretary CCS  
PO Box 291  
Jamison Centre  
ACT 2614

## **Thank you to:**

Wrap writer: Chris Matthews

# Committee 2006 - 2007

## **President**

**Jill Robertson**  
6259 0576

president@canberracalligraphysociety.org.au

## **Vice President**

**Angela Hillier**  
6251 1275

antrange@actewagl.net.au

## **Secretary**

**James Hislop**  
6231 5720

secretary@canberracalligraphysociety.org.au

## **Treasurer**

**Maureen Worsnop**  
6254 4979

worsnopmm@grapevine.com.au

## **Editor**

**Jeanette Berman**  
6161 5423

jberman@grapevine.net.au

## **Librarian**

**Penny Sohier**

6286 2058

sohierp@optusnet.com.au

## **Workshop Co-ordinators**

**Heather Whalen**

6288 3118

## **Committee Members**

### **Marg Peachey**

6231 3210

peachey@actewagl.net.au

### **Brian Young**

6288 4378

bmyoung@cyberone.com.au

### **Pam Kemp**

6286 5459

pmkemp@webone.com.au

---

*If you would like to receive this newsletter in PDF format and are not yet doing so, please email the editor, Jeanette Berman, and let her know at [jberman@grapevine.net.au](mailto:jberman@grapevine.net.au)*

# President's Report



Dear Calligraphy friends,

Have you been enjoying the cooler weather as an opportunity to put pen to paper with no sweat? I had to get a piece ready for my husband for our 40th wedding anniversary so had a deadline to work to. That always helps doesn't it?

Another person who has kept our Society deadline is Angela Hillier who has had a go at designing a new masthead for our newsletter. Well done Angela, and we are proud to see your own script being used – truly unique! Congratulations. If you want to see Angela's script – Letterange – then the report on our workshop will be of interest to you. It was a great

day. For me it was very satisfying to see that the pens we made from old yoghurt containers were suitable for Angela to use in demonstrating her script!

At the July workshop we were very pleased to welcome new members Anne and Rhiannon and a visitor from the UK, Val. We hope you all had a good time and that we will see more of you in the future.

This month always means the Craft and Quilt Show in Canberra and we have been busily demonstrating and teaching classes there. So many people appreciate seeing their name written out beautifully for them, so thanks to our demonstrators. Doing a beginners' lesson in only 45 minutes was a bit of a challenge, but by the end of the time the participants had an idea about broad edge pens held at a constant angle being the secret! Let's hope they get the bug and join us for more fine details!

The August meeting is always our Annual General Meeting, and so you are warmly invited to join us on August 26<sup>th</sup>. We start with lunch at 1pm and then the AGM at about 1.30, followed by a card-making workshop at 2pm. All positions on the committee are open for nominations, so I hope you will be thinking about people you would like to nominate, or perhaps offer yourself for a position.

I look forward to seeing you on 26<sup>th</sup>

**Jill**

We now exist on the WWW  
<http://www.canberracalligraphysociety.org.au/>

Come and visit us  
 or send in some work to be displayed.

Thank you to James  
 for being the prime mover  
 in getting this web connection up and running.

<i>On other pages</i>	
Workshop report: Handmade Pens	4
Workshop report: Letterange	5
Our 2007 Exhibition	6
Other activities	7
Workshops in August and September	8-9
Library Report Letterange Exemplar	10
Gemma Black in Vancouver	11
AGM    Nominate!	12



*Where Imagination becomes reality*

The Art Store offers a 10% discount to members of CCS on presentation of your current membership card.

Phone: (02) 6260 4444 [www.artstore.com.au](http://www.artstore.com.au)



# HANDMADE PENS

WITH JILL ROBERTSON

The workshop at the end of June was really fun. We made lots of writing implements from feathers, beer cans, yoghurt containers and balsa wood.

Firstly we made quills. The feathers had been soaked in water and were soft. We cut the end off and cleaned out the feather tip using a paper clip. We then placed them in hot sand and they became rigid enough to cut cleanly. A majority of the feather was stripped from the stem. Authentic quills had little of the feather left.

We then made pens from yoghurt plastic, doubled and fitted onto a dowel or old pencil. These were very rigid and could be cut to create a variety of shapes for creative work. Heather's pen (at right) is jagged.

A guest presentation by Angela helped us to make metal pens. Not the usual metal nibs though. Beer or soft-drink cans were then cut and fitted around a dowel to make flexible metal pens. The pressure needed to use these pens was really variable depending on the strength of the metal and the shape of the nib.

We also explored the use of balsa wood to make any size broad edged pens, from a few millimetres (match sticks) to large edges.

We tested out the pens on a large sheet of paper. It was a brilliant group creation!

Thank you Jill for a great afternoon that opened up new horizons. We can use anything to get the ink onto the page!



Heather is working on her yoghurt plastic pen.



The group intently cooking feathers to transform them into quills. .



Some of the writing implements we created.

# Letterange

WITH ANGELA HILLIER



**W**hat a thrill it was to come to our workshop on July 22nd to learn a script that had been developed by one of our own calligraphers! Not many of us have ever attempted such an ambitious task, so we were delighted to have a go at Angela Hillier's **Letterange**.

After a short warm-up time we started on the alphabet. It is a script where the starting pen angle is near 0° and the x height is just less than 2 pen widths. If you have a Pilot Parallel Pen in the 6mm size, then the lines are conveniently 1cm high.



The main feature of Letterange is the pen manipulation. It is therefore a slow script to write as each letter takes some thinking about - at least to begin with - but we quickly became delighted with the results as we got used to the moves.



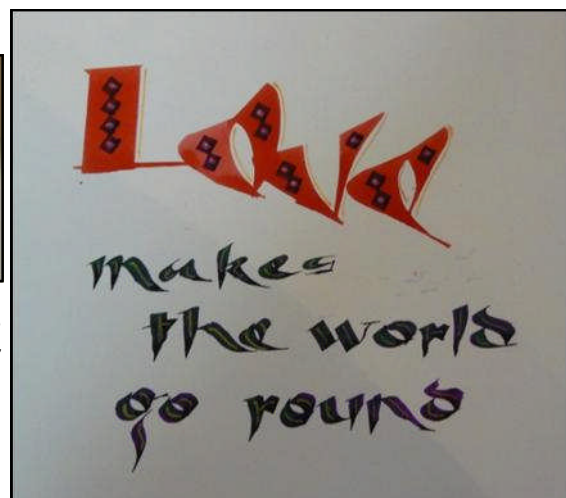
The main feel of the letters was to get some sweeping curves both going to the left and the right, and so the manipulation of the pen was the main skill to acquire.

The o shape ends up looking like a heart, so the word "love" is a natural for this script! Angela has designed capital letters as well as lower case, so the whole dual alphabet is there to use.

Angela obviously enjoyed the process of the workshop too, as she was happy to admit that the script is a work-in-progress. If she saw that someone had done a version of a letter that she liked better than her own, she readily asked to adopt it into her script! Who knows when the final version will appear!

As you can see, Letterange is a chunky script, but is suitable for use in both formal and informal work. A poem can look great, as can a flamboyant initial or name.

By the end of the workshop we had all produced the short saying:



Well done Angela and thank you. Beginners and old hands alike all really enjoyed our afternoon.

**Jill Robertson**



Every young person has the divine right of their own visions, rites of passage have been the birthright of young people since the dawn of time

Remember that we, the Canberra Calligraphy Society, will be marking a special occasion with this theme WRITES OF PASSAGE celebrating 21 years, 1986 - 2007, in our Annual Exhibition in October.

**Here are some prompts for your calligraphic brain. What could you do for the exhibition?**

We have a play on words here, as calligraphers -


rites of passage

becomes

writes of passage

Therefore writing about a passage - a voyage, time, event, laneway, tunnel, or marking a special occasion.

Could be interpreted as  
wedding  
funeral  
birthday  
journey  
anniversary



canberra  
CALLIGRAPHY  
society

ANNUAL  
EXHIBITION  
& WORKSHOPS  
CELEBRATING  
21 YEARS

Theme -  
'WRITES OF PASSAGE'  
October 27

1 hour workshops at 10.12.2 children to adults  
Kippax Uniting Community Centre  
HARDWICK CRESCENT • KIPPAX •

ENQUIRIES: JILL ROBERTSON 62590576

Your chance to see the book

*Heroes and Champions.*

which will be available at our exhibition on October 27 and at our workshop on Oct 28.

36 artists/calligraphers/craftspersons were involved in its making, including Gemma Black.

*Passing through doorways ...*

# CRAFT AND QUILT FAIR

I would like to thank the following members for giving their time and expertise to advertise the Society by demonstrating their skill at the Craft & Quilt Show this month.

Jill Robertson, Maureen Worsnop, Chris Matthews, Heather Whalen, Jeanette Berman, Karen Woodhall, Merran Hunter, Narelle Jones, Penny Sohler and James Hislop.

Without your help the stall would not run. Very many thanks to all of you for your contribution(s).

There were MANY enquiries about the Society, (and classes), so the stall and the daily calligraphy classes, advertised calligraphy in the ACT.

Thanks to all those who also helped with the classes. All your efforts are much appreciated.

## Angela

*Editor's note:* The Society would like to thank Angela and Jill for managing the stall at the Craft and Quilt Fair and for staying until 5pm on the last day to pack up.



## INTERNATIONAL VISITOR

Early in August a small group of CCS members welcomed Penny Price, Chairman of CLAS Calligraphy and Lettering Arts Society to Canberra. Penny is holidaying in Australia and visiting calligraphers all around the country. Penny hopes to visit again in 2008 and run some workshops for a couple of societies.

For more beautiful calligraphy go to the CLAS website:  
<http://www.clas.co.uk/>

# CCS Workshops coming

## Embossing PLUS

Tutor: Jan Pickett  
Saturday and Sunday  
22nd and 23rd September  
9:30 to 4:00 each day

### EQUIPMENT TO BRING

Embossing tool, preferably double ended giving two size options Cutting mat Exacto craft knife or equivalent and blades (no 11 - VERY LONG AND POINTED) (If using a scalpel, please bring small pair of pliers to change blades) Spare sharp blades, you will need them Tracing paper, 2H pencils Thin card, cereal packets are excellent!

Masking tape, steel ruler, scissors, rubber Dry glue stick Good quality coloured pencils (not the children's abandoned sets) Dry pastels, cotton buds (or tissue) and small soft pointed brush

Selection of watercolour and other papers, around 250gms (small sizes are OK) (Particularly good are BFK Rives and Somerset papers) A small light box IF you have one - a window will work wonders! Some good quality watercolours, small soft pointed brush (sable or nylon, capable of coming to a decent point) Patience and a sense of humour!

A section of pens, nothing too wide. Optional, but very useful Sticky fixer pads Gold and silver 'gel' pens with a fine point



Embossing is the art of shaping letters and patterns so that they are raised above the surface of the surrounding paper. Embossed surfaces cast subtle shadows, giving an appearance of quality wherever used.

The first part of the session will be preparing and cutting basic templates and either learning or refreshing the embossing procedure. Moving on we'll throw a little extra cutting on the embossed image, to add the 'WOW' factor.

The next stage will be producing multiple embossing from more intricate templates allowing you to create stepped embossed images giving opportunities for much individuality and creativity.

Adding colour will also be part of the weekend session and consideration will be given to combining embossing with calligraphy. These techniques are easily acquired and stunning results are not nearly as difficult as you might think.

Jan Pickett workshop - embossing tools.  
Angela has a quantity of embossing tools for sale at \$8.00 each.  
Please contact Angela Hillier, phone or email (front of newsletter).



# Card Making

Sunday 26th August  
1:30 (after lunch and the AGM)

Bring your usual calligraphic gear  
and any paper offcuts for creating beautiful cards.  
We will be sharing ideas.



One of Jan Pickett's embossed letters.  
See her web page for more wonderful calligraphy.  
[www.janpickett.com](http://www.janpickett.com)

## Calligraphy Classes in the ACT

Our life-member Angela Hillier teaches  
calligraphy at Lake Ginninderra College  
evening classes.

Beginners:- Tuesday 7.00 - 9.00 pm  
Intermediate:- Thursday 7.00 - 9.00 pm.

Fourth term  
Classes begin week of 22nd October.

Enrolments may be done on-line, or at the  
College in the week preceding the start of  
term.

See Chronicle for enrolment form.

[www.lakenitelearning.com.au](http://www.lakenitelearning.com.au)

### WORKSHOP Bookings

To book for a workshop contact our  
2007 CCS Workshop Co-ordinator:

**Heather Whalen**

6288 3118

[hw@whalen.com.au](mailto:hw@whalen.com.au)

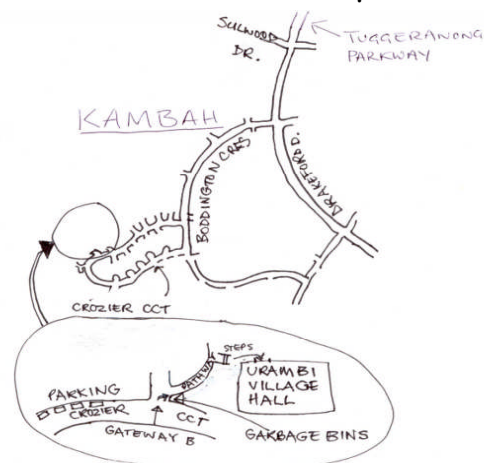
Workshop fees: these cover the tutoring  
and venue. Afternoon tea is also  
provided.

Half day workshop 1:30 to 4:30

Usual fee:

\$10 for members \$15 non-members

### Where we meet for workshops



OUR MEETINGS ARE  
HELD AT THE  
URAMBI VILLAGE HALL

# FROM THE LIBRARY

## NEWSLETTERS

Newsletters received since our last CCS newsletter:

**Dancing pen (Tas)** has a report on a workshop with Denis Brown in Hobart. There is also an outline of the workshops to be given in Tasmania by Jan Pickett in October (Jan is here in September – have you put your name down?)

**New Zealand Calligraphers newsletter** has a report on a Dave Wood workshop. Peter Gilderdale's article *The striking art of 'Command of Hand' flourishing* – meaning that the hand & arm are entirely removed from the paper – is really interesting.

**Calligraphers of Kapiti (NZ) newsletter** has some quotes from monks in scriptoria in the Book of Kells era: "Thin ink, bad vellum, difficult text. This vellum is hairy" is a good example!

**Calligraphy Southscribes** has on its cover the exquisite work of one of their members, Guounghee Lee – a major show winner.

**Scripsit** has an outline of the instructions given by Russell Danby in his workshop on Chinese brush painting – it is almost a lesson sheet in itself!

All these will be on display for you to see at our monthly workshops. And remember – you can borrow a folder of any newsletter, or any book for just \$1. Just see me (or a Committee Member if I am unavailable) to borrow.

That's all for now.  
Penny Sohier



## Angela's exemplar of her Letterange



## “Island Magic where time is measured by the rise and fall of the sea and sun”

In late July I spent just over a week on beautiful Vancouver Island at the invitation of the Warmland Calligraphers to teach at their 27<sup>th</sup> International Lettering Arts Conference for Calligraphers *Island Magic*.

The conference was held at the Shawnigan Lake School, an elite boarding school for males and females high up in the wooded hills of the island. The conference was extremely well organized by two very efficient and lovely ladies Barb Qualley and Eleanor Harris, who didn't balk at any query or who were not phased by any "ask" huge or small. Such organisers make conferences a great success story for both participants and tutors alike!

The faculty was a great group of calligraphers and book artists from all over the world, mostly Canada and the US, but with the addition of a lovely and likable larrikin lad from Ireland our friend Denis Brown, a Belgian calligrapher Yves Leterme speaker of Latin, German, Flemish and Greek who's superb dance floor movement is mimicked in his calligraphy – “spectacular” – and ‘lil’ ol’ me from our beautiful Canberra.



The classes were full to the brim, the air was buzzing with talk that only calligraphers know and understand “did you know that the leg of the Trajan “R” . . . and so on. It was brilliant. From my perspective as a tutor my classes went very well, with some excellent results in their work and much creative learning having been had.

Each evening there was a calligraphic function, lecture or themed evening to tune in to, along with special suppers supported by a variety of groups and guilds. Every moment there was something of interest to do. If it was tranquillity you were after the grounds of this stunning venue high up in the woods held very precious scenery and space to be at peace with yourself.

The show and tell sessions for all the classes were fabulous and I picked up a few tips and enjoyed much conversation and learning of many new and expressive techniques. These conferences are for all-comers and all levels so feel free to speak with me at anytime regarding upcoming conferences. Australian calligraphers would be very welcome to attend. The next two conferences are:

2008 - **Letters Mingle Souls** in Chicago, Illinois (actually Naperville, a suburb) visit their website at: <http://www.chicagocalligraphy2008.org/>

2009 – **The Calligraphy Connection** at Collegeville, Minnesota – visit their website at: <http://2009calligraphyconference.com/>

At these conferences **John Neal Bookseller** is a regular <http://www.johnnealbooks.com/> along with **Brenda Paper Ink Arts** at: <http://www.paperinkarts.com/> and at the Canadian conference was Suzanne Cannon of <http://www.quietfiredesign.com/> all of who are tremendously valuable resources and helpful in their quest on your behalf!

If you are looking for the ultimate holiday destination . . . Vancouver Island with its surrounding waterways and smaller islands, is the place to plan to visit!

Gemma Black August 2007

PS. Gemma has just updated her website.  
<http://members.pcug.org.au/~gblack/>



# Annual General Meeting

Sunday 26th August

Urambi Village Hall (see page 11 for a map)

Come along for lunch on Sunday 26th August, followed by the Annual General Meeting and then a fun workshop making cards.

Please come to support your calligraphy society and please also consider standing for the committee. All positions are being vacated and your contribution is being sought to keep our society flourishing.

Cut out and use the nomination form below or fill in one at the meeting.

Lunch at 12.30 provided by the outgoing committee,  
AGM at 1.00 followed by the Card Making workshop at 1.30



## Nomination Form 2007



I .....

Nominate (can be yourself, signature and print)

.....

for the position of .....

(President, Vice President, Secretary, Treasurer, Editor, Librarian, Public Officer, Workshop Coordinator, Committee Member)

Seconded by (signature and print)

.....

both being financial members of  
Canberra Calligraphy Society Inc.

Date .....