

Alphabetical Order

canberra
CALLIGRAPHY
society



Newsletter no 198 - February 2016



canberra CALLIGRAPHY society




THIS SOCIETY HAS BEEN FOUNDED BY A GROUP OF FRIENDS WITH MUTUAL INTERESTS, DEDICATED TO THE PRESERVATION AND ENHANCEMENT OF THIS TRADITIONAL CRAFT.

AN INAUGURAL MEETING WILL BE HELD ON TUESDAY 25 FEBRUARY AT 7:00pm AT BRUCE TAFE BY KIND PERMISSION OF THE PRINCIPAL. AT THIS MEETING OFFICE HOLDERS WILL BE ELECTED, THE AIMS AND ASPIRATIONS OF THE SOCIETY OUTLINED, DETAILS OF MEMBERSHIP GIVEN AND APPLICATION FORMS MADE AVAILABLE.

INTERESTED PERSONS ARE INVITED TO ATTEND THIS MEETING. PEOPLE WITHOUT CALLIGRAPHY EXPERIENCE BUT WHO WOULD ENJOY LEARNING AND PRACTISING THIS CRAFT ARE ESPECIALLY WELCOME.

enquiries to the organisers:
Gemma Black 587528
Aili O'Flaherty 416723
Ricky Edmunds 542501

p.s. use entrance "A/B engineering"





Royal Canberra Show
February 26 - 28
 EPIC Showground

February 21 - 10 - 4
Wonderful Windows Workshop
 Narelle Jones




Saturday 19th March
Connect and Participate Expo
 Bus Depot Markets
 11am - 4pm

March 27 - 1.30 - 4.30
 Easter Sunday
Magna Carta Workshop
 Pam Kemp



Correction from last Newsletter
 I inadvertently attributed the photo of the Nibs in the park photo on the back page to Jenni Cole, when it should have been Deborah Carraro. Sorry about that. JR

Please remember it is time to renew your membership of the Society if you have not already done so.

Postal Address

The Secretary CCS
 PO Box 291
 Jamison Centre ACT 2614

Web Address

www.canberracalligraphysociety.org.au



Please join the 250+ people who like our Facebook page

www.facebook.com/canberracalligraphysociety

Thank you to:
 Envelope writer: Pam Kemp
 Headings: Jill Robertson

President
Pam Kemp
 0408 865 459
 pamelamegan@gmail.com

Vice President
James Hislop
 6231 5720
 jameshislop@ieee.org

Secretary
Deborah Carraro
 6286 9019
 deborahcarraro120@gmail.com

Treasurer
Jenni Cole
 0429 200 456
 paddockviews@gmail.com

Editor
Jill Robertson
 6259 0576 or 0419 928 400
 robertsonjj@optusnet.com.au

Librarian
Reta Gear
 6231 4209
 reta.gear1@bigpond.com

Workshop Co-ordinator
Christine Wilde
 6231 9922
 cm.wilde@bigpond.net.au

Website Administrator
Lyndell Dobbs
 6258 4245
 lyndell.dobbs@gmail.com

Other Committee Members

Cherrie Grant
 0435 784 350
 grantche3@gmail.com

Sue Quayle
 0412 595 863
 suequayle49@gmail.com

Jennifer Van Den Heuvel
 0401 957 616
 jenniferheuvel@hotmail.com

Marg Peachey
 0450 961 530
 margpeachey@gmail.com

Marie Lake
 6231 8898
 lakemarie@hotmail.com

AUAAU PRESIDENT'S REPORT AUAAU

Summer greetings to you all. Hope you all had a wonderful Christmas. I'm still waiting for the "quiet" time to happen. My family hosted a family reunion that lasted from mid-November to mid-January with various numbers coming and going. Fun and laughter for all.

We finished our calligraphy year on a high note with 22 of us coming together for Christmas Lunch at the Woodworks Gallery in Bungendore. Thanks Jenni for organising this event. I started the year with a flourish – literally. Reta and I spent a week at the Sturt Workshops in Mittagong studying "the Cataneo Italic and in search of ampersands" and Cataneo certainly loved to flourish.

A very busy, productive week, the weather was wet and cool which was very conducive to working. We met a lovely lot of new calligraphers from beginners to very experienced and the furthestest traveller was from Broome. It's a great week if you ever have the opportunity. Gemma has been invited to teach next year but am not sure of her topic at this stage. Some examples of work further in the newsletter.

Jill Robertson and I had the opportunity to run 2 classes at Burgman College Senior School at the end of the year and another class at the National Archives during their school holiday program. It's a great opportunity to introduce our "fancy" writing and plant the seed for some new calligraphers in the years to come.

The committee had our first meeting for the year on 16 January under the grapevines at Marg Peachey's house. We now have in place a full program for the year with some wonderful workshops on offer.

Dates for your diary and Community events/activities where your support would be very welcome:

21 February and 27 March - Workshops at Urambi - see details in the centre pages.

26-28 February: demonstrating at the Canberra Show - Christine is organising the roster

19 March: Connect & Participate Expo – Deborah is organising a roster

Special Events dates to be confirmed - 30th Anniversary celebrations and our Annual Exhibition. Ideas at the moment are to have a special dinner with guest speaker/s; exhibition opening; new aprons, t-shirts and mugs using the design/logo from our new banner. Members to design a 30th Anniversary card.

Steve Brown's Framing and Photography shop in Phillip is having a complete makeover with exciting things ahead - including a new name "Canberra Artworks". Moveable walls so the floor space can be divided into small or large exhibition spaces and workshop areas. Different and interesting classes on offer. Check it out.

Enjoy, enjoy **Pam**

<i>On other pages</i>	
Italic workshop report	4
Sturt Summer School	5
Workshops for 2016	6/7
Burgmann School	8
Archives	9
Library	10
Christmas cards	12



Eckersley's **BRADDON** store offers a 10% discount to members of CCS on presentation of your current membership card.

42 Mort Street, Braddon

Phone: (02) 6257 1711 www.eckersleys.com.au



November 2015

Tutor: Jill Robertson

The desire to learn the flowing and elegant italic script is one of the key reasons I was drawn to the art of calligraphy in the first place, and the workshop run by Jill was a perfect place to start.

Jill expertly demonstrated the script, outlining its characteristics in large format using ink on poster paper which was mounted on the front wall for the class to see. The virtues of this beautiful script were made apparent through the skill of our teacher who, in producing an example for the class to observe, also created a poster display that was worthy of artistic recognition in its own right.


Having each been provided with an information folder containing examples of both the upper and lower case texts, we were then encouraged to replicate the italic alphabet in ink on tracing paper using the broad-tipped 'C' range of italic nibs.


As a later project for the day, participants were encouraged to create their own personal 'monogram' by overlaying and artistically arranging their choice of italic letters. Once we had devised a monogram, Jill showed us how to repeat this monogram symbol to create an artistic motif by using two mirrors, gradually seeing what happens when dividing a circle into various sized slices and consistently reproducing the monogram in each slice, with varying motifs resulting depending on the placement of each monogram symbol in proximity to the next.

The 'show and tell' session at the end of the class was of great interest to all the participants, and the variety of artistic motifs in their range of colours and inspired arrangements was a delight.

Many thanks go to our talented tutor, Jill, for a wonderful afternoon of information and creativity.

Veronica Bryan







As Pam mentioned in her President's report on page 3, she went to the **Sturt Summer School** in Mittagong and studied "Cataneo Script and Searching for Ampersands", with Gemma Black. Reta Gear was also there. Here are some of the images that were produced. Unless otherwise labelled they were done by Pam.



Reta



Jenny



Moya

WORKSHOPS 2016



Our workshops are in the **Community Hall at Urambi Village, Crozier Circuit, Kambah**, Fees for half day workshops are \$10 for members and \$15 for non-members. The one day workshop on February 21 will be \$20 members and \$35 for non-members, and the April and October two-day workshops will be \$100 members and \$150 non-members as we have visiting tutors.

To register for a workshop, please get in touch with Christine Wilde.
Either ring her on 6231 9922 or send an email to cm.wilde@bigpond.net.au
In order to secure a place for 2 day workshops with visiting tutors we ask for a \$25 deposit at least a month in advance.

21 February - 10am - 4pm

Wonderful windows

Tutor - Narelle Jones

This full-day workshop will give you the opportunity to make a concertina book with windows, using old and new pieces of calligraphy.

Prepared kits will be available on the day so you will be



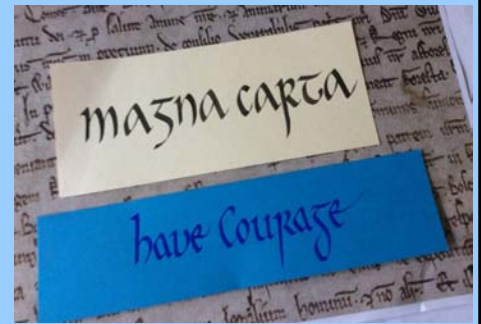
able to spend time writing, playing with ideas and constructing your book.

27 March 1.30 - 4.30

Magna Carta

Tutor - Pam Kemp

A closer look at the Magna Carta written in 1215. Explore the script and combine some contemporary ideas.

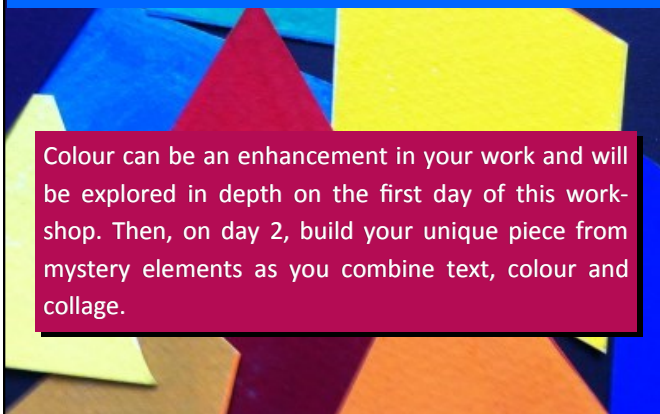


16 & 17 April 9.30 - 4.00

"Colour" & "Piece by Piece"

Tutor - Elaine Witton


Colour can be an enhancement in your work and will be explored in depth on the first day of this workshop. Then, on day 2, build your unique piece from mystery elements as you combine text, colour and collage.



22 May 1.30 - 4.30

Snazzy Single Strand Script

Tutor - Christine Wilde



Come and spend an afternoon experimenting with a single-line script that Christine has developed, using monoline writing tools.

26 June 1.30 - 4.30
Anything but nibs
 Tutor - Angela Hillier

Writing with:
 twigs, cardboard,
 Balsa, any pencils,
 pastels, watercolour
 pastels.
 Don't buy anything
 just bring what
 you have.




24 July 1.30 - 4.30
Mixed media backgrounds
 Tutor - Cherrie Grant

Its time to experiment
 and play in the Lab.
 We'll be looking at
 applying different
 media, adding and
 using inks, paints ,plus
 a variety of tools.



28 August - 12.30 Lunch
 before AGM

Then, backgrounds using
**Acrylic Paint
 and a Credit card!**
 Tutor - Jill Robertson



25 September - 1.30 - 4.30
Writing on leather
 Tex-Mex design
 Tutor - Jenni Cole

These fun letters
 can be created
 using a variety of
 pens, paints, inks
 & pencils.
 We will also
 experiment with
 writing on
 LEATHER, using
 TEXMEX and other scripts.



22 - 23 October
 9.30 - 4.00
**David Jones
 Script**
 Tutor - Gemma
 Black

In this two-day workshop
 we will develop layouts
 using Jones' quirky forms
 and which suit the chosen
 text. Then we will move
 out of the square once
 our forms have evolved
 further.



27 November 1.30 - 4.30
Copperplate
 Tutor - Jill Robertson

Revising or learning it for the first time -
 copperplate is a fascinating script.
 Have fun working with a flexible nib.

eng... a to
 bu... plai
 tri... gra
 often resulted in excessive
 lettering, not always eas
 to cope with the pressur



In the last week of term for 2015 I was again invited to teach calligraphy at Burgmann Anglican School in Gungahlin. The school puts on a Medieval Festival for all Year 9 students so they can have some educational fun before the end of the year.

Being a Medieval day, the most obvious script to introduce was Gothic.

Once again I was impressed by the way the students tackled calligraphy. None of them had done anything with pen and ink before but they did what they were asked to do and produced some lovely pieces.


Pam came to be my class assistant this year and as we had 20 students in each of the two groups, it was a great help to have someone else helping the students know how to hold a pen etc. I still find it quite disturbing that so many children these days hold a pen or pencil in a very awkward fashion that does nothing to help their writing! Managing a pen and ink helped that somewhat, as they had to hold it properly to make it work.

Here are some examples from the day.

Jill Robertson



The one on the left got it, but I couldn't persuade the others to change their grip!



Another invitation came to the Society - this time to teach calligraphy to children in a school holiday program at the National Archives.

Pam Kemp was the teacher and I was the helper. We had 15 children enrolled for the class and they were a mixture of primary school ages.

The National Archives is where the documents that gave Australia its federation are housed. They are in a specially lit Federation Gallery.

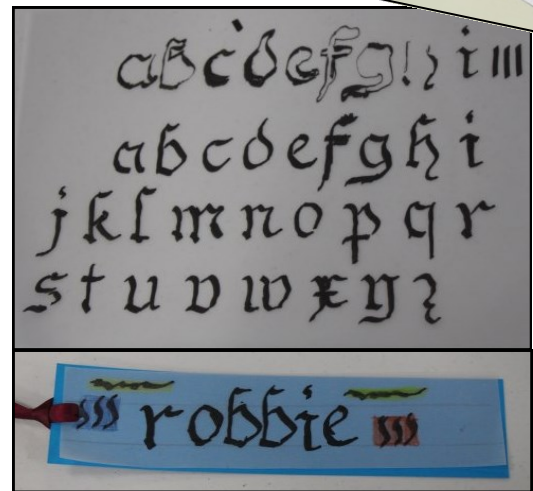
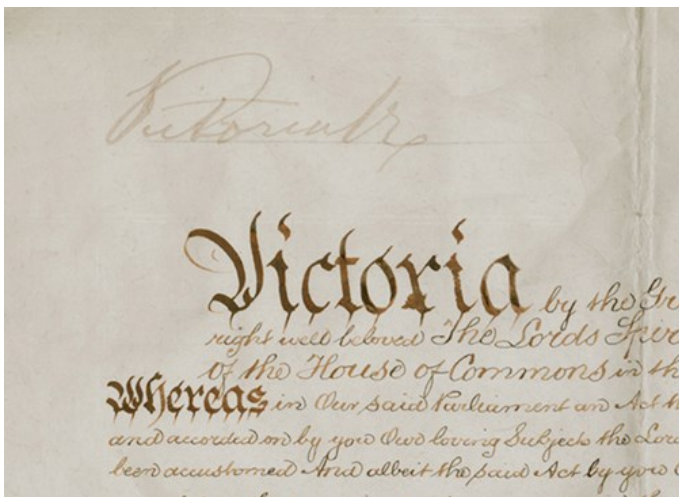
To begin the time, one of the staff took us to the gallery and showed us the documents signed by Queen Victoria in 1900.

The wording to describe their importance says:

"When Queen Victoria signed this document on 9 July 1900 the Bill providing for the creation of the Commonwealth of Australia became law, enacting the Australian Constitution and the founding of the Commonwealth."

The script for the body of the document is copperplate, but the headings and special wording are in a style of Gothic. It is this Gothic style that Pam used for her exemplar for the children to learn.

Jill Robertson



I was particularly thrilled to see the progress of "Robbie" who found it hard to understand how to use the pen when he began the lesson. Then he "got it" and made a great bookmark to finish the lesson. Very rewarding for the teachers!






Behind the lines -

Exhibition 2015, a booklet of the work displayed by the Calligraphy Society of Victoria at their exhibition.

Colophon

Australian Society of Calligraphers Inc. December 2015 Vol. 37 No. 1
 An account of the Lecture given by Gemma at the State Library in Sydney last October and details of her workshops at Korowal School, Hazelbrook, Blue Mountains in April 2016. Also lovely entrants from the Primrose Arts and Craft Exhibition for their 35th Anniversary.




Capital Letters

Calligraphy Society of Ottawa Vol. 32 No. 2 December 2015
 Some ideas for your next Christmas card.



Bestiary

An English version of the Bodleian Library Oxford M.S. Bodley 764 . With all the original miniatures reproduced. Translated and introduced by Richard Barber.
 DIGITAL BODLEIAN – www.digital.bodleian.ox.ac.uk over 100,000 images of Oxford Bodleian Library Collections available to view for free.



The Royal Canberra Show will be held this year from **Friday February 26** to **Sunday February 28** at **EPIC Showground**

As usual there will be a calligraphy section in the Art Pavilion, with demonstrators on hand at all times.

Please support our Society.

Congratulations to Marg Peachey for her award from the International Fund for Animal Welfare.





Framing Pieces

- 44-46 Grimwade Street, Mitchell, ACT 2911
- Monday - Friday: 9.30 am - 5.30 pm
- Saturday: 9.30 am - 1-00 pm

Just letting you know that Framing Pieces in Mitchell has a new website <http://framingpieces.com.au> .

Framing Pieces provides a top quality picture framing service and now also stocks a range of fine art materials. The website details the ranges of art materials currently available. There is also a new email address for the shop contact@framingpieces.com.au .

CANBERRA
ART
WORKS

Steve Brown's framing business - Bespoke Framing - is now re-launched as Canberra Artworks. There is more space for exhibition and classes. Go and see for yourself and support Steve - he is a good supporter of our Society.

8 Townshend St, Phillip