

# ALPHABETICAL

Order

FEBRUARY 2023 No 226

canberra  
CALLIGRAPHY  
society 



## February Workshop The Balancing Act

Tutor: Janet Johnson CZT  
Sunday 26 February 2023



Learn how to create a piece of Zentangles Inspired Art (ZIA). We will draw some traditional "tangle" patterns, and then watch the magic happen as we are introduced to shading techniques to create dimension. Our little balancing rock piles could be used on cards or larger pieces where they could be used to illustrate verse.

*We have a new member!  
A very warm welcome to  
Donna Hodgson*

### Front Cover by Anne Laisk

Selections from her work participating in an online course "Medieval White Vine Borders and Decorations" conducted by Harvest Crittenden through Acorn Arts (USA)

### Thank you to our envelope writers:

Anne Laisk  
Narelle Jones  
Angela Hillier  
Anthony Mabanta

### Postal Address

The Secretary CCS  
PO Box 291  
Jamison Centre ACT 2614

### Web Address

[www.canberracalligraphysociety.org.au](http://www.canberracalligraphysociety.org.au)

# Committee

### President

Jill Robertson  
0419 928 400  
[jillrobertson216@gmail.com](mailto:jillrobertson216@gmail.com)

### Vice President

Sue Quayle  
0412 595 863  
[suequayle49@gmail.com](mailto:suequayle49@gmail.com)

### Secretary

Deborah Carraro  
6286 9019  
[deborahcarraro120@gmail.com](mailto:deborahcarraro120@gmail.com)

### Treasurer

John Stockbridge  
6254 3203 or 0418 289 424  
[John@stockbridge.com.au](mailto:John@stockbridge.com.au)

### Editor

Linda Lyle  
0422 227 092  
[wanniassamob@gmail.com](mailto:wanniassamob@gmail.com)

### Librarian

Irena Hesterman  
0421 779 884 (texts only)  
[eraine314@hotmail.com](mailto:eraine314@hotmail.com)

### Workshop Co-ordinator

Pam Kemp  
0408 865 459  
[pamelamegan@gmail.com](mailto:pamelamegan@gmail.com)

### Website Administrator

Anthony Mabanta  
0417 893 649  
[mcduff99@hotmail.com](mailto:mcduff99@hotmail.com)

### Other Committee Member

Anne Laisk  
0405 217 915  
[annelaisk@grapevine.com.au](mailto:annelaisk@grapevine.com.au)

Find us on 

Please join us (and Like us)  
on our Facebook page

[www.facebook.com/canberracalligraphysociety](http://www.facebook.com/canberracalligraphysociety)



President  
Jill Robertson

# President's Report

Dear Calligraphy friends,

I hope you have all had a good summer break and found time to relax with pen and paper for some of it. At least the wet weather gives us a good reason to stay inside and do some calligraphy.

My summer highlight was spending 5 days at Sturt Summer School in Mittagong. You can read all about it later in this newsletter, but you can see from the photo that was taken there, that it was an enjoyable, relaxing time with Gemma as tutor.

Our Workshop co-ordinator, Pam, has been very busy during the break and we have now got a full program of workshops for the year. That is no mean feat, so thank you Pam! You can see the variety of subjects on offer in our centrefold spread. The dates when enrolments open are on the ads so make a note of those dates if you want to be assured a place.

Our first interstate tutor this year is Shas Baker from Sydney. Shas is the President of the Australian Society of Calligraphers and is a very accomplished calligrapher. Shas is taking us through the "ABC of Versals", which sounds like a fascinating journey. This will be happening in April, but bookings are open now as she is a visiting tutor, and it is a 2-day workshop.

If any of you have any ideas for our society that you would like to pass on to me or other members of the committee, please feel free to contact any one of us.

Meanwhile, it is good to be back, and I look forward to seeing you at our events through the year.

Jill Robertson



## Calligraphy Classes with Pam Kemp

### Southside

Small introductory calligraphy classes with a maximum of 4 students. Daytime only.

**Monday or Thursday**

**10.30 - 12.00**

For more information contact Pam on [pamelamegan@gmail.com](mailto:pamelamegan@gmail.com) or 0408 865 459

## Inside ...

Christmas Party	4
2023 Workshops	6
Sturt Summer School	8
Card Swap	9
Library	10
Bio, Online course info	BC

# Christmas Party

## Telling Christmas Tales



## Enjoying the festivities





Lucky Door Prize



Well done Gloria

# Workshops 2023

**Our workshops are held in the Community Hall at Urambi Village, (Entrance B) Crozier Circuit, Kambah.**

Half day workshops: **\$15 for members**  
**\$22 for non-members.**  
One-day workshops **\$30 members**  
**\$45 non-members.**  
Visiting interstate tutors - two-day workshops:  
**\$120 members**  
**\$180 non-members .**

To register for a workshop, please send an email to [pamelamegan@gmail.com](mailto:pamelamegan@gmail.com)

NB - Registrations only open 3 months in advance of the workshop.

When you have been notified of your place in a workshop, please confirm that by paying online.

**BSB: 325-185 Acc: 03292874 A/C name: CCS Inc**

Include your surname and a suitable notation, e.g. SmithMar for 1 workshop or SmithMarApr for 2 workshops.

**Please send an email to [john@stockbridge.com.au](mailto:john@stockbridge.com.au) and [pamelamegan@gmail.com](mailto:pamelamegan@gmail.com).**

This helps us keep track of payments and attendance.

For local tutors we ask for payment in full at least 2 weeks in advance.

For visiting tutors, a \$30 deposit is due on advice of your place, and payment needs to be made in full at least a month in advance of the workshop.

There are no refunds unless a replacement participant is found.

Sunday February 26, 1:30pm to 4:30pm

## Mini Leather Booklet

Tutor: Jenni Cole



Sunday March 26, 1:30pm to 4:30pm

## All that Glisters

Tutor: Angela Hillier



BOOKINGS ARE OPEN

Saturday & Sunday April 22-23,  
9:30pm to 4:30pm each day

## The ABC of Versals

Tutor: Shas Baker



BOOKINGS ARE OPEN

Sunday May 28, 1:30pm to 4:30pm

## The Balancing Act

Tutor: Janet Johnson CZT



Learn how to create a piece of Zentangles Inspired Art (ZIA). We will draw some traditional "zen" patterns, and then watch the magic happen as we are introduced to shading techniques to create dimension. Our little balancing rock piles could be used on cards or larger pieces where they could be used to illustrate verse.

BOOKINGS OPEN 1 MARCH 2023

Sunday 25 June, 1:30pm to 4:30pm

## Writing on Vellum

Tutor: Gemma Black


Vellum: tough & durable and used by the most experienced of calligraphers but you don't need to be a professional scribe to "have a go". Come along to Gemma's afternoon workshop "Writing on Vellum" and you will see why this substance is so very gorgeous and seductive to write on. You will need to bring a very small list of usual supplies, but I shall provide the vellum and the sandarac to prepare it with for a small cost of \$10 per participant.

BOOKINGS OPEN 1 APRIL 2023

Sunday July 23, 1:30pm to 4:30pm

## An Adventure with Letters

Tutor: Narelle Jones




Starting with a pattern - let the adventure begin. You will look for different shaped letters to form a new alphabet.

BOOKINGS OPEN 1 MAY 2023

Sunday 27 August A.G.M., 12:30  
Lunch at 12.30 followed by our meeting,  
then a workshop on ...

## Pointed Pen Uncial

Tutor: Pam Kemp



BOOKINGS OPEN 1 JUNE 2023

Sunday 24 September, 1:30pm to 4:30pm

## Exploding Letters

Tutor: Jill Robertson



BOOKINGS OPEN 1 JULY 2023

Sunday October 22, 1:30pm to 4:30pm

## Build a Book

Tutor: Lyndelle Dobbs



Participants will make an accordion book with secret rooms and windows looking to the interior.

BOOKINGS OPEN 1 AUGUST 2023

Sunday 26 November, 1:30pm to 4:30pm

## A Christmas Theme

Tutor: TBC

A variety of  
Christmassy  
things  
to do ...

BOOKINGS OPEN 1 SEPTEMBER 2023

# Card Swap



*To my Calligraphic Friend*





# Start Summer School

Report by Jill Robertson

On January 3<sup>rd</sup> I headed out for Mittagong for a 5-day treat doing nothing but calligraphy. My GPS tried to trick me and sent me way off into the countryside, telling me I had 'arrived at my destination', so I then had to work out how to get to the right place. Needless to say, I finally found it!

The tutor for the Calligraphy workshop was our own Gemma Black and her chosen theme was "Writing and Illuminating and Lettering" giving honour to Edward Johnston, who wrote a most important book by that name in the early 20<sup>th</sup> century. There were 10 of us in the class, including Joan Adler, and others from South Scribes who we know well at CCS.

Our first day was spent concentrating on "writing" and so we looked briefly at four scripts - Cnut, Carolingian, Fraktur and Italic. For most of us it was revision of these scripts, but we had 3 beginners in the class who did extremely well in catching on to the art of calligraphy. By the end of the 5 days, they were hooked!

The second day was spent on "illuminating" and this included some time using gold leaf - always a wow experience - no matter how often you have used it. We also did a vine pattern, using Johnston's vine pattern as a stimulus. The various designs were very beautiful, and that touch of gold leaf amongst the leaves made them sing! Diaper patterns were also introduced - my goodness the patience of medieval calligraphers was amazing - these are truly slow to achieve, but also look stunning, especially with the odd gold square added. Gold tooling was another skill we tried - something I had never tried before. This was making patterns on gold leaf with a smooth-ended embossing tool. Very satisfying!

The third day was all about pen-drawn versals and finding ways to use them. A great exercise in pen control, especially getting that "entasis" right - just the right amount of curve in a vertical letter, but not too much!





Days 4 and 5 were spent having fun with various ways of writing with an assortment of implements. These included pens, reeds, quills, balsa, ruling pens, deer-hair brushes (I kid you not!), sponges, automatic pens, etc etc - in other words, anything at all that could make a mark on our paper. A mark that became meaningful, of course!


We also worked on putting some of the week's skills together in various pieces of work, but having a final piece was not Gemma's intention with this class. Getting back to the variety of skills that make up calligraphy was what it was all about.

Becoming a boarder at a school was a blast from the past for me, but I survived and the food was 1000% better than when I was at boarding school. Not hard!

Then it was time to pack up and time to come home. A big surprise on the last day was having Deborah and Pam come to visit and see what we had been doing. We hope they were impressed! We are very grateful that Gemma came at all, after her shoulder surgery only 6 weeks previously, but with the help of the ever-cheerful oboe player, all her needs were met and we were enabled to have a great 5 days doing what we like doing best!



# Library



## NEW ZEALAND CALLIGRAPHERS

Autumn Issue 110 2022

- Autumn challenge and Summer maps
- Interview with Emma of Inkberry Calligraphy.
- When opportunity knocks: pandemic lockdowns provided “opportunity doors” to study

online with Jurgen Vercaemst, Yves Leterme and Brody Neuenschwander.




## ALPHABET

Volume 48 Number 1 Fall 2022.

This issue is entirely devoted to two most accomplished and prolific lettering artists: John Stevens and his wife Takako Takigawa. They write about their work and life and present a large variety of

lettering styles and examples of their work.



## NEW ZEALAND CALLIGRAPHERS

Winter Issue 111 2022

- Celebrating Matariki – the Maori New Year – celebrates growth and renewal. An interesting and beautiful new Maori script devised by Ian Brown features young

fern frond flourishes.

- An interview with Leesette Turner about her “#leftletters” – uplifting pieces of calligraphy left in a public space or given out at random.
- Modern Calligraphy: a workshop with Emma Pearce-Hagen.
- John Wilson writes about Illuminated addresses.



## ALPHABET

Volume 48 Number 2 Winter 2022.

- Peter Thornton & This Absurd Interest: a brand-new gilded piece kicks of his article.

- Kazuaki Tanahashi and Susan O’Leary’s book:

Delight in 1000 characters is reviewed by Mary Ann Wright is full of art, information and dedication in this first English translation.

- Kalligraphia XVI: Presenting some of the individual explorations exhibited.



## DANCING PEN

Issue 137 Spring 2022

- Elaborating Uncials with Deirdre Hassed: Uncial lettering followed by simple methods to create Celtic loops, circles, knots, spirals and triangles on good paper using pen or brush.

- Sunday Funday with Ailsa Fergusson allowed members to experiment with a range of tools and techniques.

- Victorian lettering with Lyndall Mason and Jane Stanton. Featuring decorative and complex shadings, wild decorations and embellished headings.

- Photography: tips and tricks for photographing your work.

- Beautiful alphabets: an online class with Massimo Polello for a detailed study of 4 15th century alphabets that formed the basis for modern variations.



## KAPITIL LETTER

Issue 66 – December 2022

- The Hutt Calligraphers celebrated their 30-year anniversary. Members of the group produced a 10cm square work to acknowledge the occasion.

- Daniel Reeve presented a workshop in Essential Italics.

- A report on learning with the UK based Society of Scribes and Illuminators.

- Preserving 100 years of the history of the Ashburton Volunteer Fire Brigade.



### THE VALLEY CALLIGRAPHY GUILD

September to December 2022

- Serendipity 2022 included making flip cards, tri-fold cards, pressed flowers for decoration, an origami fold book and a reverse Australian hinge book. An interesting technique of ice

dyeing on fabric was shown using crushed ice and dry fabric dye producing stunning effects.

- Barbara Close presented an online workshop in Graphite Explorations. Numerous varieties of graphite were discussed and alternative alphabets were used in this workshop.
- The Valley Guild virtual exhibit was assembled by Reeva Kimble with beautiful works by members.
- The State Fair contributions by the Valley Calligraphy Guild participants.



### THE EDGE

November 2022 27:4 Special edition by Denis Brown.

- Dublin Airport installation: fine writing on plexiglass large panels.
- A Musing is not an article, lesson or discussion – it is somewhere to pass the time.

- the Moving Finger Writes: Lettering is order, it is the means to higher consciousness.
- XO for Ukraine: XO expresses care and concern expressed in an artwork.
- Text into Texture, a new online course features layering writing for artistic communication.
- Glass Writings: some examples of Denis' engraved writing on glass and layered to produce an incredible 3D effect.
- John Wilson writes about Illuminated addresses.



### COLOPHON

December 2022 Vol 44 No 1

- Rhythm and Hues of the land: an exhibition of calligraphic works at "In Transit Art Space" in North Sydney.

- What is Calligraphy? Where is it going? Is it going to go?

- A simple way to create a Single and Double coil spiral.
- Craft week at Primrose Park saw a collaboration of groups resulting in an installation on a table called "The Feast", with hand written menus, paper bowls and embellished with embroidery.
- Drawn and Shaded Letters: online workshop with Rachel Yallop.



### CAPITAL LETTERS

Vol 39 Number 2 December 2022

Reports for the Sept meeting featured a virtual walk at Beechwood cemetery, the Oct meeting featured Celtic Illumination and at the Nov meeting 7 members of the Society presented many

examples of their work to show the development in their careers in calligraphy.



### POSTSCRIPT

December 2022/JANUARY 2023

- The Kaleidoscope group - organised by Margaret Burgess - is a group of people within the Society who come together for workshops, study, outings and exhibitions. They have recently come together

again after a lull in activities due to the pandemic.

- The Melbourne Pen Show in Nov 2022 - the Society had tables set up for demonstrations of writing bookmarks and a display of works.
- Words in Spring presented examples of works for an online exhibition.
- Manny Ling in Melbourne: presenting his work and bamboo script.




### NEW ZEALAND CALLIGRAPHERS

Summer Issue 112 2022

- Andrew Codling writes about Morocco - a land of contrasts: the landscape, the climate, art, design and colour of interior designs, ceramic tiles, rugs, plates

and bowls.

- Submissions of calligraphy made on disposable face masks.
- Unusual lettering - found in urban environments such as on grave stones, notices and signs can provide inspiration.
- A workshop in Gothicised Italics with Maggie Salter and Decorated Letters using the art of gilding with Jan Leonard.
- Gold Bling: the sparkle, shine and the art of illumination.



All members were sent links to these newsletters that we receive as digital versions.

## A very warm welcome to Janet Johnson CZT - a new tutor for 2023

Janet has had a life-long love of all things art. Whilst raising 4 children she started a web and graphic design business that saw her work with many amazing small businesses and several national sporting bodies such as sailing, cycling and gymnastics. Illness in 2013 necessitated her retiring. At a loose end, she discovered the Zentangle method of drawing and traveled to the USA in 2018 to become Canberra's first Certified Zentangle Teacher (CZT). She has been introducing Canberrans to the method ever since. Lockdown put a brake on things and it was during this time that Janet decided to learn Calligraphy. Always hungry for new information, she has pursued education in pointed pen, modern brush script, Copperplate and more recently, through the generous teachings of Pamela Kemp, broad-nibbed hands. Janet also has an avid interest in lettering, in particular 3D styles and she enjoys using her IPAD and procreate software for this.

## A new Online Course from Gemma Black: *Calligraphy, let history be our guide!*

In this six-week online course we will take a holistic approach to learning calligraphy. The course is set for beginners, improvers and those who have some experience and who want to cover the fundamentals again. We will look at the whole calligraphic picture starting with mastering a few basics then moving through our alphabet using a 9<sup>th</sup> century running book-hand. We will let history be our guide.

**Dates:** Feb 22, Mar 1, 8, 15, 22 & 29  
**Time:** 5pm - 7pm  
**Cost:** \$210

Expressions of interest are sought from Canberra based participants but not exclusively. We may also include a studio visit depending on participants whereabouts. Numbers will be kept to a minimum for personal student/tutor interaction. The course will be run through Zoom, which is free and there will also be a Padlet platform which is also free, set up specifically for students to share and have their work critiqued from week to week. Two further six-week courses are set through to August to introduce different hands and practical & exciting projects.

Please send your EOI to Gemma at [blackopalgem@telstra.com](mailto:blackopalgem@telstra.com)

## All that GLISTERS - Angel Hillier - Sunday 26 March 2023

All that GLISTERS is not gold (William Shakespeare).

Come and join me in experimenting using gold foil, imitation gold leaf, gold leaf, gold ink and embossing powder to make decorative letters.

**Bookings are open**

