



'Breathe'

## **Framing Your Work 25th February 2024**

**1:30 - 4:30pm**

**Tutor: Angela Hillier**

Please bring any work that you have,  
A4 or square (26cms x 26cms)

Work can be any size that will fit into these  
sized frames; if unsure bring it anyway.

You'll need a notebook and pencil.

**ONLY IF YOU ALREADY HAVE - MAT  
BOARD.**

If you have a piece ready for the exhibition  
(!!!) bring to the workshop and your frame.

Angela will have all the other bits needed  
and a guillotine.

*New members!*

*Welcome to Marg Nicholls  
and Teagan Gaukroger ...  
and welcome back to  
Meryl Hickey.*

### **Front Cover:**

**"Breathe" by Narelle Jones.**

**Created from work she did during a  
recent workshop with Massimo Polello.**

### **Thank you to our envelope and heading writers:**

Angela Hillier (Headings)  
Anthony Mabanta, Donna Mills,  
Sue Quayle, Jill Robertson.

### **Postal Address**

The Secretary CCS  
PO Box 291  
Jamison Centre ACT 2614

### **Web Address**

[www.canberracalligraphysociety.org.au](http://www.canberracalligraphysociety.org.au)

# COMMITTEE

### **President**

**Jill Robertson**  
0419 928 400  
[jillrobertson216@gmail.com](mailto:jillrobertson216@gmail.com)

### **Vice President**

**Sue Quayle**  
0412 595 863  
[suequayle49@gmail.com](mailto:suequayle49@gmail.com)

### **Secretary**

**Deborah Carraro**  
6286 9019  
[deborahcarraro120@gmail.com](mailto:deborahcarraro120@gmail.com)

### **Treasurer**

**John Stockbridge**  
6254 3203 or 0418 289 424  
[John@stockbridge.com.au](mailto:John@stockbridge.com.au)

### **Editor**

**Linda Lyle**  
0422 227 092  
[wanniassamob@gmail.com](mailto:wanniassamob@gmail.com)

### **Librarian**

**Irena Hesterman**  
0421 779 884 (texts only)  
[eraine314@hotmail.com](mailto:eraine314@hotmail.com)

### **Workshop Co-ordinator**

**Pam Kemp**  
0408 865 459  
[pamelamegan@gmail.com](mailto:pamelamegan@gmail.com)

### **Website Administrator**

**Anthony Mabanta**  
0417 893 649  
[mcduff99@hotmail.com](mailto:mcduff99@hotmail.com)

### **Committee Members**

**Anne Laisk**  
0405 217 915  
[annelaisk@gmail.com](mailto:annelaisk@gmail.com)

**Angela Hillier**  
0407 488 365  
[antnange@gmail.com](mailto:antnange@gmail.com)

Find us on 

Please join us (and Like us)  
on our Facebook page

[www.facebook.com/canberracalligraphysociety](http://www.facebook.com/canberracalligraphysociety)



President  
Jill Robertson

# PRESIDENT'S REPORT

Not a lot has happened in these summer holiday months for our society. However, we enjoyed finishing last year with a great Christmas workshop where we all took away at least 4 things to use over the festive season.

our upcoming exhibition, as we are tackling the subject of framing and all that goes into making your work look good after you have finished it.

Our exhibition is at the Botanic Gardens during the month of May, so it is time to start planning how you are going to fill the spaces in our new frames.

A date for your diary much later in the year is the weekend of October 26/27 when Deirdre Hasted will be coming to take a weekend workshop for us. More details later.

We welcome two new members this year and also welcome back all those of you who have renewed your membership. If you haven't done so yet, please do so as soon as possible.

**Jill Robertson**

We also had our Christmas party and enjoyed relaxing with each other and swapping Christmas cards. As usual there was a wonderful selection of our handiwork on display.

Now we are looking forward to the coming year and have a full year of workshops planned to offer you. The first one in February will be relevant for

## PRINSTANT

DESIGN + PRINT

Business cards • digital printing  
book printing • logo design,  
large format • calendar printing

112 Wollongong Street, Fyshwick ACT 2609

P 02 6280 0081

E [info@prinstant.com.au](mailto:info@prinstant.com.au)

Start blossoming with your projects!

Our calligraphy exhibition

*"A Garden of Letters"*

opens at the National Botanical Gardens on May 8th 2024 and runs until June 6th.

### Inside ...

**A Christmas Theme** 4

**Christmas party** 6

**Other news** 8

**Library** 10

**Upcoming workshops** 12

# A CHRISTMAS THEME

November workshop - a group approach!

## Angela's activity - box with lid

Participants were given templates and written instructions of the top and base of the box.

These involved:-

1. Tracing the outline and folding marks onto their chosen paper.
2. Cutting around the perimeter.
3. Carefully folding so that the 'pleated' corners fitted neatly under the overlapping sides, giving a firm box with no gluing.
4. The reward for a completed box was a Mars Bar!




## Donna's activity - Christmas star:

After cutting paper into twelve equal strips, we wove three strips of paper together, and then added a further three strips of weaving in the opposite direction to form an x shape. This was repeated using the reverse side of the paper.

We then adhered the two outer strips from adjacent sides to form a curved point, repeating with all four corners, and then again on the second piece. We then sandwiched the two pieces together. The leftover middle strip of the upper piece was gently fed through the curved corner of the bottom piece on all four sides. The entire star was then flipped and again, the leftover strips were threaded through the curved corners.

After some further paper manipulating, a hole for hanging and a few embellishments on the front side, and we had a completed star. This design was originally published by Ann Craig (Canberra) and more directions can be found here:

<https://www.youtube.com/watch?app=desktop&v=sbEfTnMatyg>



## Jill's activity - gift bags

This simple method of making gift bags can be done by people of any age.

You need a tissue box as your basic shape, and the paper you want to use for the bag being big enough to wrap around the tissue box.

Fold the top side of the paper over twice and then place the tissue box on the paper and do a "parcel fold" on one end. Put some cardboard stiffening in the top folds and also as a base for the bag. Seal up the open side and add ribbon handles to the top. Voila - you have a serviceable bag!



## Sue's activity - Origami Christmas trees

I hope there were a few pretty paper Christmas trees decorating your table last Christmas Day. Did you make some when you got home?

I had fun showing you how to make them and equally...enjoyed the other mini workshops. Happy 2024, hope to see you at a coming workshop,




# CHRISTMAS PARTY


Enjoying the festivities



Lucky door  
prize winner:  
Deborah!



# The card swap



# TERM 4 AT LAKE G

## 'ART DECO RATING'

Report by tutor, Angela Hillier

Some features of the Art Deco period (1920s & 30s) are bold geometric forms, modern materials and simplicity.

After looking at some basic Art Deco scripts and using ball end nibs we changed stroke thickness, angles of letters (but still keeping the same size letter) and added colour, all within a limited space.

Inks, watercolour pencils and gouache were used for the colour and main letters were mainly drawn in black.

We discussed framing and various methods were demonstrated to show correct framing can enhance the work.

Projects for the term were:-

- A concertina book containing names of every class member.

Students scribed and decorated their names on 13 pieces of paper using one of the scripts provided and then each stuck them in the book. A souvenir of the class.

- A piece of work 20cms x 20cms to be ready for framing.
- A small book with a toothpick spine.
- A greetings card.
- A Christmas card to exchange.



**Have you considered receiving our newsletter as a digital publication rather than a hard copy?  
Digital editions save our society precious funds.**



# ARTIST IN RESIDENCE



## ARTIST IN RESIDENCE

program with  
*Narelle Jones*

Thursday 15 February – Saturday 9 March 2024

at **The Old Barn Gallery**  
18 Beltana Rd  
Pialligo ACT

I am embarking on an exciting adventure spending 3½ weeks in a wonderful location exploring ideas based on line and texture.

The theme for the residency is  
*“Consider everything an experiment.”*

The gallery will be **open from 10.00 am to 4.00 pm Wednesdays to Sundays** (during the above dates) so if you are passing please drop in for a cuppa and chat. Come and see what I am getting up to.

On **Saturday 9 March from 2.00 pm – 4.00 pm** I will be hosting a *“drinks and nibbles”* event to celebrate the outcomes of this residency. Numbers will be needed for catering purposes so if you would like to join me please email [narellestamps@gmail.com](mailto:narellestamps@gmail.com) or text me on 04111 57969 by Wednesday 6 March. I would love to see you there.

Yours in “splashing” ink around

*Narelle*



### Libraries ACT *National E-Deposit Scheme*

As part of our organisational responsibilities, the Canberra Calligraphy Society is required to issue a copy of each Newsletter Libraries ACT.

In the past we have posted a hard copy in one of our beautifully addressed envelopes. Recently, the committee was approached by the Library to establish an account with the National E-Deposit Scheme (NED). Moving forward we will be uploading a digital version of our newsletter which will be archived electronically. If you would like to explore this new way of archiving further, check out the National edposit website at <https://ned.gov.au/ned/>

# LIBRARY



## CAPITAL LETTERS

Volume 40 Number 2  
December 2023

- The September meeting was the first meeting in the 40th anniversary year.
- Rick Draffin gave a demonstration of calligraphy at the University of Ottawa.
- Five members shared their calligraphic journey in the October meeting.
- At the November meeting, members shared favourite calligraphy ideas, made paste papers and had a demonstration of embossing, Uncial script and pointed pens.



## KAPITIL LETTER

Issue 69 November 2023

- “True to their Word” was the theme for the exhibition of the Kapiti calligraphers held last August.
- Sue Yates writes about her friendship and learning with Massimo Polello.
- A workshop in May featured tints, shades and gold, envelopes in June and creative use of maps in September and in October a workshop on Fifty Shades of...



## POSTSCRIPT

Dec 2023/Jan 2024

- A pasta machine and a die cut machine were used for printmaking and Chine colle added some colour.
- Michael Ballet visited the Morgan Library in New York. The building itself is reminiscent of a small European palace and houses not only a great display of manuscripts, as well as the Metropolitan Museum of Art.
- In a workshop by Gaye Godfrey-Nicholls, Austrian artist Klimt’s use of line, patterns and colour range of was explored, and how the artist used gold as background for his paintings.
- Peter Gray showed an amazing 10-meter scroll of the Rubaiyat of Omar Khayyam, which was made by his uncle Eric Jewell. The scroll features a selection of quatrains (Rubaiyat) attributed to Omar Khayyam in a translation of Persian into English.



## DANCING PEN

Issue 141 Spring 2023

- Document security workshop, exploring simple envelope folds and wax seals.
- Lyndall Mason’s Gelli printing discoveries.
- Christine Farmer discusses the parallel lives and work of Stan Knight and Peter Halliday.
- A Fun Day making an amazing array of folding papers in a variety of shapes and forms.
- Ann Sturmeay presented a workshop on how to make a Japanese portfolio.
- Ailsa Ferguson talks about her calligraphic journey.



Quillo Talk, The Calligraphers’ Guild of WA,  
Issue no. 337, September 2023  
(link in email news bulletin)



### ALPHABET

Volume 49 Number 1  
Autumn 2023

- Two of this issue's stories are devoted to Hebrew lettering. Gina Jones reviews the release of Izzy Pludwinski's superb book: "The beauty of the Hebrew letter" and includes historical

manuscripts and their influences, traditional calligraphy, lettering and Aleph-bets and Letters, Street Art and Fine Art and Sacred Writings.

- Karen Ness talks with Izzy Pludwinski about his life as a scribe - studying the sacred and mystical aspects of the Hebrew letters, as well as Latin calligraphy.
- The third story is about Hiroko Shimizu's meeting of cultures in lettering form. The article relates her exploration with the different writing systems of other languages, and her beautiful work of cutting letters in stone.



### NEW ZEALAND CALLIGRAPHERS Winter issue 114

- Introducing Rose Browning - the Secretary of the Society.
- AGM 2023
- Calligraphy Catch-ups - backgrounds and weathergrams.


- Simone Marshall presented a lecture, on miniature books that were traditionally worn on a girdle belt, and a workshop cutting quills from feathers.
- Uncials with Attitude, a workshop by Daniel Reeve and talk on his work for The Lord of the Rings.
- Calligrapher Off Paper: Brody Neuenschwander.
- Strong Women Quote Challenge.



### NEW ZEALAND CALLIGRAPHERS Summer issue 115

- Bevan Holmes writes about his calligraphic inspirations.
- Exhibition of a 14-metre calligraphic scroll, along with works from a gestural workshop.

- A year long calligraphy art swap - members created an A5 work every month with a different person in mind.
- Daniel Reeve presented a workshop in September: Uncials with Attitude.
- Letters in Illumination with Jan Leonard.



### THE EDGE

28:4 NOVEMBER 2023

- Letters Hand Made is the theme for an exhibition - confirmed venues and dates.
- Andi Bennet reviews Izzy Pludwinski's book: The beauty of the Hebrew Letter.
- Volunteering at calligraphy

events.

- Writing with a needle is the work of Rosalind Wyatt, a free-lance artist working across different art mediums, such as film, craft, design and fashion.
- The week-long CLAS Calligraphy Festival 2023.
- To Share or not to Share: social media are now a part of our lives: what do we post and what do we like to keep private?

# UPCOMING WORKSHOPS

Our workshops are held in the Community Hall at Urambi Village (Entrance B) Crozier Circuit, Kambah.

Fees for half day workshops are **\$20** for members and **\$30** for non-members.

One day workshops are **\$50** for members and **\$75** for non-members.

Visiting interstate tutors, two day workshops will be approximately **\$150** for members and **\$200** for non members. Price will vary according to expenses incurred.

**NB:** All attendees at workshops must have an understanding of the basic skills.

Contact [deborahcarraro120@gmail.com](mailto:deborahcarraro120@gmail.com) if you would like to arrange introductory lessons.

To register for a workshop, please send an email to [pamelamegan@gmail.com](mailto:pamelamegan@gmail.com)

Registrations for our regular half-day workshops open 2 months in advance of the workshop.

Registrations for 2-day workshops are 3 months in advance and require a \$50 deposit on advice of your place. Full payment is required at least 1 month in advance of the workshop. There are no refunds unless a replacement participant is found.

A/C name: CCS Inc BSB: 325-185 A/C 03292874

Sunday March 24th - 1.30 - 4.30

Tutor - Jill Robertson

## chunky script




A script written with an x height of only 1pw.  
Lots of pen manipulation to keep you on the ball.  
Great for greetings cards.

Sunday April 28th 2024 - 1:30 - 4:30pm

Tutor - Pam Kemp

## Spirals



Sunday 26 May 2024 - 1:30 - 4:30pm

## Dingbatz - Frames, Ornaments and Decorations

Inspired by the "Zentangle Dingbatz" book by Brian Crimmins CZT we will explore the use of tangles to create decorations for cards and envelopes to complement our calligraphy.



## AN \* ESTONIAN \* FOLK \* SCRIPT

Anne Laisk - Sunday 23 June 2024

Learn an Estonian folk script and decorate your work with traditional motifs, patterns and colour schemes from Estonian embroidery and knitting.

Bookings open 1 May 2024