

canberra
CALLIGRAPHY
society



February 2007
no. 148



For your diary

Committee 2006 - 2007

<p>Sunday February 25th 1.30-4.30 Artist Trading Cards - ATCs Tutor: Joan Gordon More information on page 6</p>
<p>Sunday March 25th 9.30-4.30 Victorian Decoration Tutor: Helen Warren More information on page 6</p>
<p>Sunday April 22nd 1.30-4.30 Pointed Pen Uncial Tutor: Pamela Kemp More information on page 7</p>
<p>Sunday May 27th 9.30-4.30 Dancing Words Tutor: Anita George More information in the next newsletter</p>
<p>Contact Penny Sohier to make a booking for workshops sohierp@optusnet.com.au</p>

President
Jill Robertson
6259 0576
robertsonjj@optusnet.com.au

Vice President
Angela Hillier
6251 1275
antrange@actewagl.net.au

Secretary
James Hislop
6231 5720
jameshislop@ieee.org

Treasurer
Maureen Worsnop
6254 4979
maureenworsnop@optusnet.com.au

Editor
Jeanette Berman
6161 5423
jberman@grapevine.net.au

Librarian
Penny Sohier
6286 2058
sohierp@optusnet.com.au

Workshop Co-ordinators
Heather Whalen
6288 3118
h.whelen@webone.com.au

Marg Peachey
6231 3210
peachey@actewagl.net.au

*COVER An illuminated letter from Gemma Black.
Second letter of the alphabet for the second month
of the year!*

Postal Address
The Secretary CCS
PO Box 291
Jamison Centre
ACT 2614

Committee Members
Brian Young
6288 4378
bmyoung@cyberone.com.au

Pam Kemp
6286 5459
pmkemp@webone.com.au

Thank you to:
Wrap writer:
Chris Matthews

*If you would like to receive this newsletter in PDF
format and are not yet doing so, please email the
editor, Jeanette Berman, and let her know
jberman@grapevine.net.au*

President's Report

Dear Calligraphy friends

I am now back from our visit to Canada but my head is still somewhere in the mid-Pacific area. Jet lag is my excuse for a fuzzy mind this week! We had a great time in Ottawa and thoroughly enjoyed welcoming Sophie Carolyn to the family and spending time with grandson Alex as well. I did get the calligraphy done for Sophie and also went to the Monoline Workshop with the Ottawa Calligraphy Society, so all those plans came to pass.

The OCS were a very warm and welcoming bunch of people – and they needed to be as it was about -20C outside! The workshop was in two halves with different tutors in the morning and afternoon. I will try and write a more coherent report for the next newsletter, but suffice to say this time that it was great to try something new. Copperplate nibs will never feel the same! You know how frustrating it is to have a copperplate nib that isn't very flexible – well they are just the ones that are good for monoline work, so don't throw them out.

Another treat I had was to visit Washington DC and see the exhibition "In the beginning – the bible before the year 1000" It was a fabulous exhibition, and took two hours to walk through, so you can imagine how many manuscripts there were on view. It still gives me the shivers to think I saw the real Dead Sea Scrolls (or a tiny bit of them!) and the real Codex Sinaiticus and many other priceless treasures of the calligraphy world. What a treat.

On the local front we are now in the last stages of preparation for the Royal Canberra Show and I suggest you all try and make it to EPIC to see the exhibition. There is a mass of Arts and Crafts to enjoy as well as the animals and wood-chopping etc, so make a family day of it.

Our first workshop is on February 25th where we will be learning about making Artist Trading Cards. Details elsewhere in this newsletter.

I am looking forward to another great year of creativity and challenge in calligraphy and hope you are too.

Cheers for now

Jill

Editor's note: The photo of our president this month comes from Canada, and shows calligraphy prepared for the newest member of the Robertson family. See page 11 for further pictures of this calligraphy project.



Welcome to returning member Aili O'Flaherty who was an original member from 1986.

<i>On other pages</i>	
Gemma's Holidays	4
Angela's Class	5
CCS Workshops	6-7
Other activities: Graceful Envelope & Cowra Exhibition	8
Winter School & Denis Brown Workshops	9
From the Library	10
Websites	11
Canberra Show & Membership Form	12



The Art Store

Where Imagination becomes reality

The Art Store offers a 10% discount to members of CCS on presentation of your current membership card.

Phone: (02) 6260 4444 www.artstore.com.au

Two Schools — Gemma's holidays!

January is usually a busy month for me and 2007 has proved to be just so with my away teaching commitments at two summer schools.

The first school was the McGregor Summer Arts Retreat held on the beautiful campus of the University of Southern Queensland in Toowoomba. Ten days of pure arts and culture both visual and performing. My class was entitled "Text as Texture – calligraphy with a twist" where we explored a Simplified Uncial, a Roman Running Bookhand, a light and free Italic and the 20th century Neuland Hand. up there!



A great adventure in texture and letter weaving was had by all 10 participants culminating in an exhibition where the participants either demonstrated for the public or spoke about their ten day calligraphic journey. Participants enjoyed working textured panels with letter weaving and bulky textural letter building along with some gentle support hands where required.

The beauty of this school is the performing arts and the large number of orchestral students and tutors who interact with the visual arts by performing most nights for the school. These are superb concerts by some of Australia's finest musicians all for a mere gold coin donation. We visual artists, in turn, present early evening lectures immediately after class to give the whole school a glimpse of ourselves as artists. Three artists per day give an illustrated lecture to a full lecture theatre . . . wonderful events . . . except of course when I am the one.

The weather was very pleasant this year with cool and misty evenings and only a couple of hot days towards the end.

The second school was at the Charles Sturt University in Wagga Wagga for the Murrumbidgee School of Creative Arts (MSCA). This was a five day journey, again into textural calligraphy where participants studied a Simplified Uncial and the Neuland Hand. This school we delved into roundels and spirals, balsa lettering, watercolour and gouache techniques.

One of the night-time events was a wonderful evening where each of the tutors gave a short illustrated talk about their work as an artist which is always very inspiring for both fellow tutors (I love it) and students across all disciplines. On the same evening we had an art auction to raise funds for the "Friends of Bidgee" which is the MSCA organization who support the arts by sending students on scholarships to their creative arts school. We, as tutors were asked to bring along something we would like to donate to the silent auction but the email request came while I was away tutoring in Queensland so needless-to-say I didn't have anything to contribute. I did say to the organisers, however that they were welcome to use the in-class example of textural calligraphy my Alpha & Omega a large scroll wall hanging which usually hangs in my studio. They took it and I am happy to say that on the night, my Alpha & Omega took top dollar and I was very happy to have contributed to such a worthwhile event.

The drought has taken its toll on the land and the landscape in this part of the country was dry and parched as far as the eye could see. The Wagga temperature this year was extremely hot, no complaints came from the calligraphy class however as we found ourselves in a beautifully air conditioned refurbished arts classroom.

Ah to be back in the classroom again, what a joy it is!

Gemma Black

Angela's class at Lake Ginninderra College 2006

Angela Hillier, Life Member and Vice President of the Canberra Calligraphy Society teaches calligraphy at the Lake Ginninderra evening school. These pictures show Angela's Thursday class held at Lake Ginninderra College.

Angela with back to camera in discussion with Merran (unsighted). Pam Kemp and Penny Sohier are also working hard.



Tea break but discussion goes on . Janelle Wood, Debbie Kelsey and Angela

Term IV Calligraphy by CCS members Penny Sohier, Narelle Jones, Maureen Worsnop, Merran Hunter, Maria Bendall and Jill Breeze.



CCS Workshops

Artist Trading Cards (ATCs)

Tutor: Joan Gordon

Sunday 25th February

1.30 to 4.30

Joan Gordon, an American friend and colleague from Ames Iowa USA will be visiting Australia for a couple of months early in the new year. Joan has agreed to give us an afternoon (three hour) workshop on **Sunday 25 February**. The topic Joan will be covering will be the lovely and exciting craze sweeping art circles around the globe ATCs.

Artist Trading Cards - ATCs

According to Wikipedia http://en.wikipedia.org/wiki/Artist_trading_cards ATCs are tiny works of art which artists trade with one another. The concept began in 1996 by a Swiss artist and has become established across the world. Nine cards can be made from a single sheet of A4 card stock, the dimensions are 64 x 89 mm.

This **afternoon half-day workshop** will cover a short overview of these small works of art followed by looking at examples collected from various ATC swaps.

The workshop will also provide a hands on opportunity to make some ATCs using the April, May, and/ or June CyberScribe themes:

April: Bottle/Drinks

May: Play with Automatic Pen [or Horizon pen]

June: Pick a Single Color

Materials you will need for the workshop will be: favourite writing tools, gouaches, inks, acrylics etc; Small pieces of card stock; Cutting equipment - scalpel and small cutting mat; and 2 & 3 dimensional elements for embellishment such as yarns, stickers, threads, small beads, ribbon, coins etc.

This sounds like fun. Come along to find out more!



An example of an ATC by Bev Brown and kindly accessed by Gemma Black.

DECORATION (Victorian Style)

Tutor: Helen Warren

Sunday 25th March

9.30 to 4.30


This **all day workshop** will cover **DECORATION Victorian Style**

During the late 1800's and the early 1900's Illuminated addresses were a popular form of Presentation award. During this workshop we will explore the techniques of shading and outlining, scroll work and water colour which were used to decorate the lettering of these extraordinary pieces of work.

See the Tutor Profile on the next page.

Materials You will need your usual kit of pens etc, plus gouache colours, gold paint and gilding mix, gold leaf (any), water colour brushes if you have them and a couple of dollars for extras.

This style is not for the faint hearted so beginners may find some difficulty, however come along and have a go as it is really fun and rewarding. It will be a valuable contrast to the decoration of contemporary letters of the last workshop with Janine Mitchell.

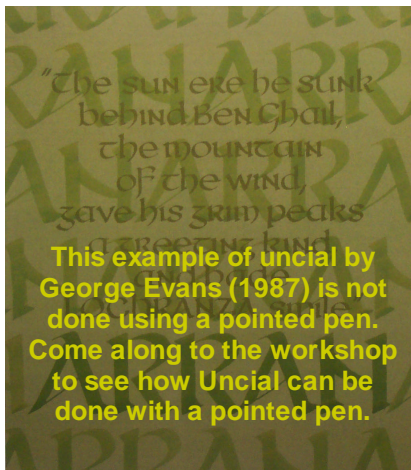


Two examples from Gemma Black of decorated Victorian lettering.

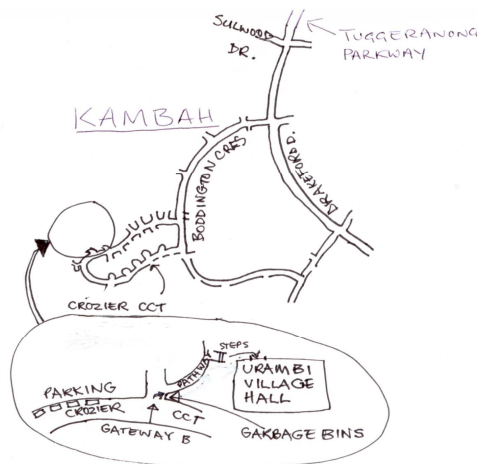
CCS Workshops

Pointed Pen Uncials
 Tutor: Pamela Kemp
 Sunday 22nd April
 1.30 to 4.30

Try something different – Uncial with a pointed pen.
 You will need an elbow nib holder and some pointed nibs as well as your usual calligraphy gear.



Here is a map showing you where to go for workshops.



OUR MEETINGS ARE
 HELD AT THE
 URAMBI VILLAGE HALL

Usual Calligraphy Gear

When we say “usual calligraphy gear” it means something like the following:

A pad of A3 Bond paper - (a paper that will take ink is what you need)

4 broad edge dip nibs - say Speedball C series in sizes 0, 1, 2, 3 or other nibs if you have them already - Mitchell or Osmiroid nibs are fine.

a 2B pencil - the propelling pencil types are best
an eraser,

a 40cm ruler

a bottle of non-waterproof black ink - Pelikan 4001, or Japanese ink with a blue lid

a medium size glass jar

some rags or old towelling or tissues

an old toothbrush - for cleaning nibs

masking tape, blu-tak

a drawing board - approx 450mm x 600mm (doesn't have to be fancy - off cuts from hardware store are fine and can be covered in calico)

The things you need to buy are available at The Art Store - see ad on page 3.

Bookings

To book for a workshop contact Penny Sohier phone 6286 2058 or email sohierp@optusnet.com.au

Workshop fees: these cover the tutoring and venue. Afternoon tea is also provided.

Half day workshop
\$10 for members \$15 non-members

Full day workshops
\$50 for members \$55 non members

Other activities

The Graceful Envelope

All calligraphers are encouraged to participate in the **13th annual Graceful Envelope Contest**, and this year's theme, **A MAILABLE FEAST**, is too delicious to pass up!

Design an envelope with a culinary theme and address it artistically to: The Graceful Envelope Contest, Washington Calligraphers Guild, P.O. Box 3688, Merrifield, VA 22116. (The contest is conducted by the Washington, DC Calligraphers Guild under the sponsorship of the National Association of Letter Carriers.) Envelopes must be postmarked by Monday, April 30.

Full details are at <http://calligraphersguild.org/envelope.html>

Word of this US contest reached the Cottesloe School in England, a large secondary (age 11-18) school in Buckinghamshire that is seeking to improve their students' academic achievements by incorporating the arts into all areas of the curriculum.

The deputy headteacher, Shirley Harvard, asked the Washington Guild's permission to start a similar contest, which they call the **Elegant Envelope Competition**.

Details of their contest can be found at <http://www.school-portal.co.uk/GroupHomepage.asp?GroupID=29232>

The deadline is March 1, the theme is "Beginnings," and they would be **THRILLED** to receive envelopes from calligraphy enthusiasts from the US and elsewhere.


So now you have two reasons to get out those pens and have fun!

Cowra Exhibition

Cowra Art Gallery is holding an Exhibition called "**a celebration of the alphabet, words, language and life**" and centres around the alphabet canvas prepared for the ASC 25 year celebration in 2004. There are approximately 30 calligraphers from around Australia presenting some of their finest work.

The exhibition commenced on Friday 3rd February and is running through until 4th March. Cowra is a lovely day trip, 2.5 hours by car and a beautiful town to visit.

Try and catch this exhibition before it closes!



Another sample of work from the November Workshop, Decorated Contemporary Capitals.

Murrumbidgee School of Creative Arts



Five day winter school
Venue: Charles Sturt University, Wagga Wagga
Dates: 1st to 6th July 2007

Theme: The Illuminated Letter - the traditional way
Tutor: Gemma Black

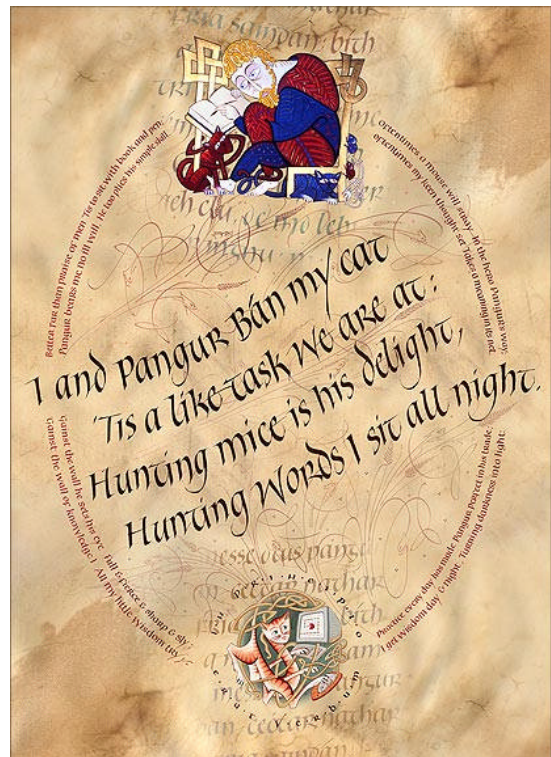
Learn the art of the illuminated letter in the traditional manner. Gilding with 23ct gold on a gum ammonia size, translucent colour layering, plus filigree and foliage painting. Learn techniques dating back as far as the 12th & 13th centuries. Participants will work at least one intricate illuminated letter (as shown) which becomes a family heirloom or a very special gift for a very special person or persons. Plus if there is time a medieval bestiary miniature may be executed as well using the same techniques.

For more information please call Gemma on 6258 7528 or go to: <http://www.csu.edu.au/student/community-ed/arts/msca/contact.html>

Denis Brown Workshops

Denis Brown, renowned calligrapher, is presenting a series of workshops in Australia this year. Denis Brown's work stems from ancient traditions of manuscript writing, and he has engaged with these since his early teens. Rigorous formal training in traditional calligraphy at London's Roehampton Institute has formed a strong foundation for later experimental work. His work explodes from and extends traditions of calligraphy in the form of innovative works of art. Widely travelled with his work, he has won awards and commissions on four continents, and is internationally recognized as a world leader in the field of Letter Arts (from his web page <http://www.quillskill.com/workshops/workshops.htm>) See this web page for more information about Denis Brown and the Australian workshops, as well as fantastic calligraphy wallpaper.

See also http://www.cecilia-letteringart.com/ALL/denisbrown_2007.html for details of the workshops.



FROM THE LIBRARY



NEWSLETTERS

Newsletters received since our last CCS newsletter – all are dated December 2006.

Dancing pen (Tas.) has an article on Denis Brown, who is conducting a workshop in Hobart in May (see list of workshops & events for details).

The edge (UK) has a tribute to Margaret Daubney, who died in September. There is also an article on the German calligrapher & type designer Hermann Zapf. This issue's *A week in the life of ...* profiles Tim Noad, known for his gilding & his work with the College of Arms. If you wish to have your calligraphy assessed against the UK's national standards, **The edge** includes a brochure on its Certificate of Calligraphy. Please see me for a copy.

Calligraphy Society of New Zealand newsletter has an autobiographical article by Charles Pearce, now concentrating on painting after a lifetime involved in calligraphy & lettering. John Barrand & Alison Furminger have written Part 1 of *A fine grind*, a comprehensive overview of the available literature on making gesso. Fascinating, but very technical.

Calligraphy Society of South Australia newsletter contains a useful tip from Julie – use a plastic toothbrush holder to carry your cutting knives.

Calligraphy Southscribes newsletter includes a list of its workshops till June. There are also comments on the Society's outings to the Mitchell Library & St Marys Cathedral – maybe our Society could organize something like this as well? There is also an article reminding us of the origins of various Christmas traditions – eg. the abbreviation Xmas was first used in the 16th century!

Capital letters from Ottawa gives some advice & help on cardmaking.

Colophon has a great description by 5 Australian participants of workshops in Bruges (Belgium) with Ewan Clayton, Brody Neuenchwander & Yves Leterme. Fabulous, but way out of my league! A review of the Coffs Calligraphers annual exhibition follows – some lovely pieces are shown in colour. Also profiled is *Pen-Ultimate*, "an elegant store dedicated to writing instruments", selling calligraphy pens, seals & calligraphy sets, located in the Queen Victoria Building in Sydney near the Town Hall.

Calligraphers of Kapiti newsletter from NZ has a colour photo of a beautiful piece of local calligraphy they have available as a poster. I'm tempted!

Tasmanian pen craft reprints my article on copyright (with permission, of course!) The profiled artist is Daniel Glover, born in NZ but now living in Queensland. Some of his ambigrams are shown, & have to be seen to be believed. So creative!

All these newsletters and the books will be on display for you to see at our monthly workshops. And remember – you can borrow a folder of any newsletter, or any book for only \$1.

That's all for now.

From Jan Kriedemann

You may know that I was one of the recipients of the "Order of the Nib" last February on the occasion of the Society's 20th birthday, having been a foundation member and then, although not a working member these days, I have continued with my membership as I love to hear what you are all up to and enjoy thoroughly reading the Newsletter.

In our Christmas letter to overseas friends, my husband happened to mention that I had received this order. One of our German friends knew about the Calligraphy Society, but apparently was unfamiliar with the term "nib". They would be obviously called something else in German. However, he thought the word "Nib" was an abbreviation and asked if it stood for "Never in Ballpoint" which caused much glee here and so I thought I might share it with you as there were others who received that honour last year too.

WEBSITES for CALLIGRAPHERS

Here are some interesting websites Penny found in the newsletters. Try them out. Please let us know of any others you find.

- Some fabulous examples of Arabic calligraphy by the Iraqi calligrapher Hassan Massoudy. <http://perso.orange.fr/hassan.massoudy/english.htm>.
- Denis Brown: <http://quillskill.com>
- Tim Noad: <http://www.timothynoad.co.uk>
- CLAS : <http://www.clas.co.uk>
- New Zealand Calligraphers: <http://www.nzcalligraphers.co.nz>
- Gemma Black: <http://www.pcug.org.au/~gblack>
- Calligraphy Society of Ottawa: <http://www.ncf.carleton.ca/cso>
- Australian Society of Calligraphers: <http://asoc.org.au>
- Brody Neuenschwander : <http://www.bnart.be>
- Yves Leterme : <http://www.leterme.be>



Jill's calligraphy from the other side of the world, designed for the newest grandchild, Sophie, who arrived just before Christmas.

Purple feet!

Come along and see the calligraphy. If you have time, take a short stint demonstrating.

Ring Angela
6251 1275
antnang@actewagl.net.au



**Friday 23, Saturday 24 &
Sunday 25 February 2007**


**Exhibition Park in
Canberra
Calligraphy Section**

Thankyou to the following members who have volunteered to demonstrate calligraphy at the Royal Canberra Show.

Angela Hillier Jill Robertson
Heather Whalen Maureen Worsnop
Penny Sohler Janelle Wood
James Hislop Jeanette Berman
Chris Matthews Michael Jarvis
Merran Hunter

Membership of the CCS is by calendar year.
Please complete this form and send to
the Treasurer to enjoy membership for 2007.

The next newsletter, in April, will only be sent to
financial members.



MEMBERSHIP RENEWAL FORM

NAME: _____

ADDRESS: _____

Ph (home) _____

(work) _____

EMAIL: _____

SUBSCRIPTION:

* SINGLE \$30 * SEN/CON \$20

* FAMILY \$40 * FAM/CON \$30

Newsletter by * post or * email

Please return with your payment to:
The Treasurer CCS,
PO Box 291 Jamison Centre, ACT 2614

Privacy Statement

The Canberra Calligraphy Society Inc. keeps information regarding members in order to maintain contact with them. This information is not distributed to any third parties. To access personal information held by the Canberra Calligraphy Society, please contact the Secretary, on 6255 3858.